

EE14 Series

Hygrostats for Wall and Duct Mounting Applications

The EE14 hygrostat is based on the well proved E+E humidity sensors of the HC series, which guarantee excellent long term stability, low hysteresis and high resistance to pollutants. The switching threshold is freely adjustable in the range of 10...95% RH with a hysteresis which can be set independently between 3% and 15% RH.

EE14 hygrostat is available for wall or duct mounting, the right choice of protection filter cap enables maintenance free function in heavily polluted environment.

For special applications or weather conditions an optional summer/winter switch with LED control is available, accessible from outside which puts the transmitter approx. for 25h out of operation.



Typical Applications

- refrigeration
- swimming halls
- climate- and ventilation controls

Features

- maintenance free operation
- easy adjustment via poti
- summer / winter switch optional
- working range 10...95% RH
- wettable

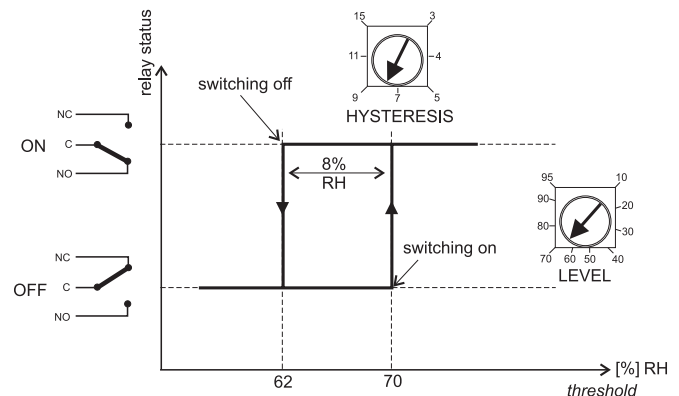
Working Principle

With a potentiometer it is possible to adjust the threshold between 10 and 95% RH. A second potentiometer is setting the switching-hysteresis between 3 and 15% RH.

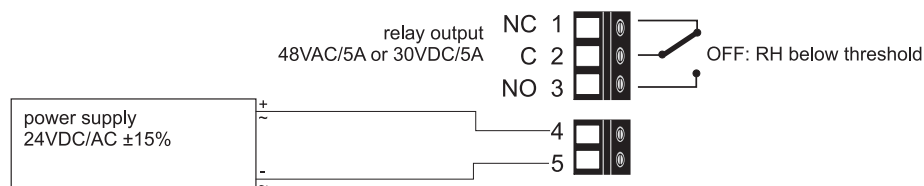
The voltage supply is 24V AC/DC.

If there is a special operational condition or weather situation it is sometimes necessary to switch off the hygrostat. This is made possible by an optional summer/winter switch, which is easily accessible from outside.

The operating status is indicated by a LED.



Connection Diagram



Technical Data

Measuring value

Humidity sensor	HC101	
Output	centre-zero relay up to 30V DC / 5A or 48V AC / 5A	
	threshold	hysteresis
Setting range	10...95% RH	3...15% RH
Setting accuracy	± 3% RH	

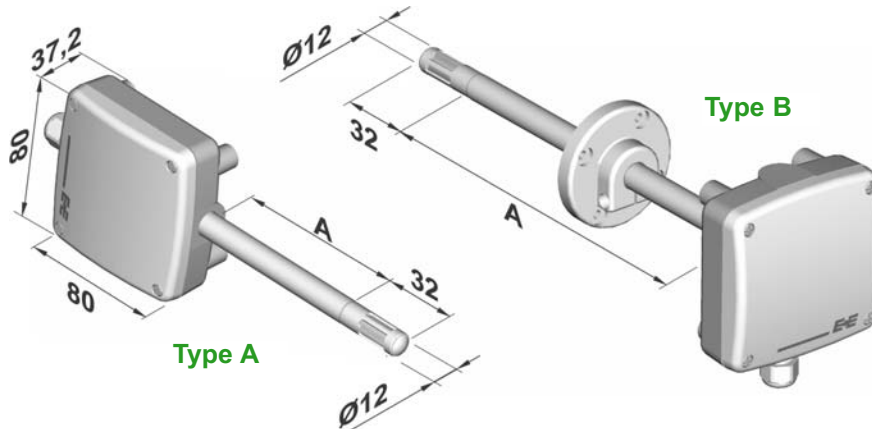
General

Supply voltage	24V DC / V AC ± 15 %	
Current consumption for DC supply	typ. 12 mA	
for AC supply	typ. 20 mA _{eff}	
Summer-/winter switch (option)	switch off the hygrostat for 25 h ± 10%	
Electrical connection	screw terminals max. 1.5 mm ² (AWG 16)	
Housing/ protection class	Polycarbonat / IP65, Nema 4	with S/W switch IP40
Cable gland	M16x1.5; cable Ø 4.5 - 10 mm (0.18 - 0.39 inch)	
Sensor protection	membrane filter, metal grid filter	
Electromagnetic compatibility	EN 50081-2	EN 50081-1
	EN 50082-2	
Temperature range	working temperature:	-5...50°C (23...122°F)
	storage temperature:	-30...60°C (-22...140°F)



Housing Dimensions (mm)

1 mm = 0.03937 inch / 1 inch = 25.4 mm



Ordering Guide

HOUSING	PROBE LENGTH (according to "A")	FILTER	SWITCH
wall mounting (A)	20 mm (0.7 inch) (1)	membrane filter (1)	without summer-/ winter switch (no)
duct mounting (B)	200 mm (7.9 inch) (5)	metal grid filter (6)	with summer-/ winter switch (SW01)
EE14-			

Order Example

EE14-A11

housing: wall mounting
 probe length: 20 mm (0.7 inch)
 filter: membrane filter
 switch: without s-/w-switch

EE14-B56-SW01

housing: duct mounting
 probe length: 200 mm (7.9 inch)
 filter: metal grid filter
 switch: with s-/w-switch